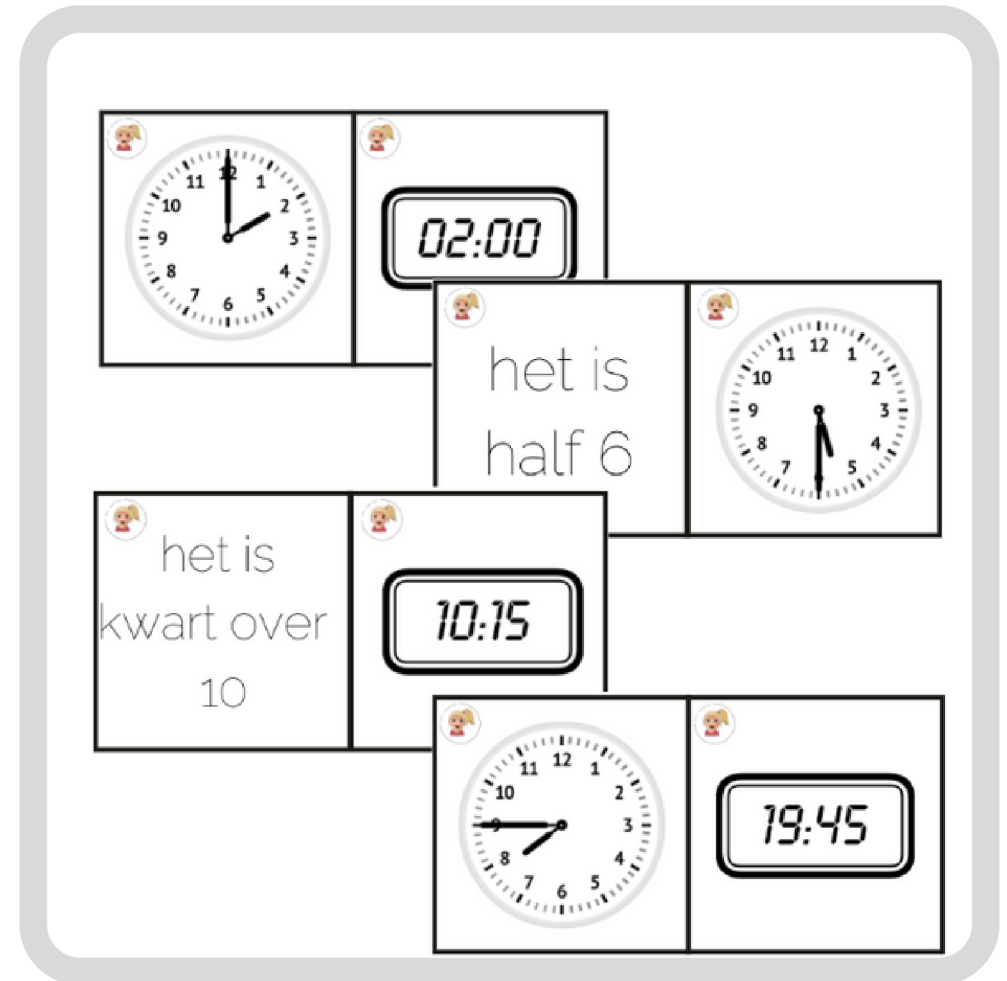


klok oefenkaartjes





Afspraken en sociale media

DO'S

- De materialen zijn dan ook enkel voor eigen gebruik (thuis, in de klas, ...).
- Ben je enthousiast over het spel? Je mag steeds foto's delen op sociale media en mij taggen. Ik vind het leuk om te zien hoe jullie de materialen gebruiken in de klas of thuis.

DON'T

- Je mag deze materialen niet doorgeven/verkopen aan andere mensen.

Ik steek veel tijd in deze materialen. Als we samen deze afspraken volgen, kan ik de prijzen laag houden.

Op sociale media kan je volgen aan welke materialen ik werk en welke thema's ik uitwerk in de klas. De materialen worden daar ook getoond in foto's en filmpjes.



[juf.hanne_](#)



[Juf Hanne](#)

Bij vragen mag je mij ook contacteren via
jufhanne.p@gmail.com



Vorbereitung und Erklärung

Vorbereitung

- Print und schneide die Karten. Falte sie dann doppelt und laminiere sie.

Erklärung

- Die Kinder üben die Uhr mit Hilfe der Karten. Sie können üben auf:
 - Sprechsprache - analog (und umgekehrt)
 - Sprechsprache - digital (und umgekehrt)
 - analog - digital (und umgekehrt)

Variation

- Diese Karten können auch als Flashcards verwendet werden.
- Die Kinder können die Karten auch mit einer digitalen oder analogen Uhr und so selbst kontrollieren.

Copyright


Diese Materialien sind mit den Uhren von

[kl@krekeneen.be](https://www.kl@krekeneen.be)

uur




het is
1 uur



het is
4 uur



het is
2 uur



het is
5 uur



het is
3 uur




het is
6 uur







het is
7 uur



het is
10 uur




het is
8 uur



het is
11 uur



het is
9 uur



het is
12 uur





het is
1 uur



het is
4 uur



het is
2 uur



het is
5 uur



het is
3 uur



het is
6 uur





het is
7 uur



het is
10 uur



het is
8 uur



het is
11 uur



het is
9 uur



het is
12 uur





het is
1 uur



het is
4 uur



het is
2 uur



het is
5 uur



het is
3 uur



het is
6 uur





het is
7 uur



het is
10 uur



het is
8 uur



het is
11 uur




het is
9 uur



het is
12 uur




12 1 2 3 4 5 6 7 8 9 10 11



01:00

A small circular icon of a girl's face is in the top-left corner of the panel.


12 1 2 3 4 5 6 7 8 9 10 11



04:00

A small circular icon of a girl's face is in the top-left corner of the panel.


12 1 2 3 4 5 6 7 8 9 10 11



02:00

A small circular icon of a girl's face is in the top-left corner of the panel.


12 1 2 3 4 5 6 7 8 9 10 11



05:00

A small circular icon of a girl's face is in the top-left corner of the panel.


12 1 2 3 4 5 6 7 8 9 10 11



03:00

A small circular icon of a girl's face is in the top-left corner of the panel.

12 1 2 3 4 5 6 7 8 9 10 11



06:00

A small circular icon of a girl's face is in the top-left corner of the panel.

07:00

This block contains two panels. The left panel features an analog clock with the hour hand pointing to 7 and the minute hand pointing to 12. The right panel features a digital display showing the time 07:00. Both panels include a small circular icon of a girl's face in the top-left corner.

10:00

This block contains two panels. The left panel features an analog clock with the hour hand pointing to 10 and the minute hand pointing to 12. The right panel features a digital display showing the time 10:00. Both panels include a small circular icon of a girl's face in the top-left corner.

08:00

This block contains two panels. The left panel features an analog clock with the hour hand pointing to 8 and the minute hand pointing to 12. The right panel features a digital display showing the time 08:00. Both panels include a small circular icon of a girl's face in the top-left corner.

11:00

This block contains two panels. The left panel features an analog clock with the hour hand pointing to 11 and the minute hand pointing to 12. The right panel features a digital display showing the time 11:00. Both panels include a small circular icon of a girl's face in the top-left corner.


09:00

This block contains two panels. The left panel features an analog clock with the hour hand pointing to 9 and the minute hand pointing to 12. The right panel features a digital display showing the time 09:00. Both panels include a small circular icon of a girl's face in the top-left corner.


12:00

This block contains two panels. The left panel features an analog clock with both the hour and minute hands pointing to 12. The right panel features a digital display showing the time 12:00. Both panels include a small circular icon of a girl's face in the top-left corner.


12:00




13:00




1:00




16:00




2:00




14:00




3:00




17:00




4:00




15:00




5:00




18:00







7:00




19:00




10:00




22:00




8:00




20:00




11:00




23:00




9:00



21:00



12:00




00:00


half uur




het is
half 1




het is
half 4



het is
half 2




het is
half 5



het is
half 3




het is
half 6






het is
half 7



het is
half 10




het is
half 8



het is
half 11



het is
half 9



het is
half 12





het is
half 1



het is
half 4



het is
half 2



het is
half 5



het is
half 3



het is
half 6





het is
half 7



het is
half 10



het is
half 8



het is
half 11



het is
half 9



het is
half 12





het is
half 1



het is
half 4



het is
half 2



het is
half 5



het is
half 3



het is
half 6





het is
half 7



het is
half 10



het is
half 8



het is
half 11















het is
half 9



het is
half 12







12:30

This block contains two panels. The left panel features an analog clock with the hour hand between 12 and 1 and the minute hand pointing to 6. The right panel features a digital display showing the time 12:30. Both panels include a small circular icon of a girl's face in the top-left corner.

15:30

This block contains two panels. The left panel features an analog clock with the hour hand between 3 and 4 and the minute hand pointing to 6. The right panel features a digital display showing the time 15:30. Both panels include a small circular icon of a girl's face in the top-left corner.

13:30

This block contains two panels. The left panel features an analog clock with the hour hand between 1 and 2 and the minute hand pointing to 6. The right panel features a digital display showing the time 13:30. Both panels include a small circular icon of a girl's face in the top-left corner.

16:30







This block contains two panels. The left panel features an analog clock with the hour hand between 4 and 5 and the minute hand pointing to 6. The right panel features a digital display showing the time 16:30. Both panels include a small circular icon of a girl's face in the top-left corner.

14:30

This block contains two panels. The left panel features an analog clock with the hour hand between 2 and 3 and the minute hand pointing to 6. The right panel features a digital display showing the time 14:30. Both panels include a small circular icon of a girl's face in the top-left corner.

17:30

This block contains two panels. The left panel features an analog clock with the hour hand between 5 and 6 and the minute hand pointing to 6. The right panel features a digital display showing the time 17:30. Both panels include a small circular icon of a girl's face in the top-left corner.



kwart over




het is
kwart over

1



het is
kwart over

4



het is
kwart over

2



het is
kwart over

5



het is
kwart over

3




het is
kwart over

6






het is
kwart over
7



het is
kwart over
10



het is
kwart over
8



het is
kwart over
11



het is
kwart over
9



het is
kwart over
12





het is
kwart over

1



het is
kwart over

4



het is
kwart over

2



het is
kwart over

5



het is
kwart over

3



het is
kwart over

6





het is
kwart over
7



het is
kwart over
10



het is
kwart over
8



het is
kwart over
11



het is
kwart over
9



het is
kwart over
12





het is
kwart over

1



het is
kwart over

4



het is
kwart over

2



het is
kwart over

5



het is
kwart over

3



het is
kwart over

6





het is
kwart over
7



het is
kwart over
10



het is
kwart over
8



het is
kwart over
11



het is
kwart over
9



het is
kwart over
12



01:15

This block contains two panels. The left panel features an analog clock with a white face and black numbers from 1 to 12. The hour hand is positioned between 1 and 2, and the minute hand is pointing exactly at 3. The right panel features a digital display with a black border showing the time 01:15 in a black, sans-serif font. A small circular icon of a girl's face is located in the top-left corner of each panel.

04:15

This block contains two panels. The left panel features an analog clock with a white face and black numbers from 1 to 12. The hour hand is positioned between 4 and 5, and the minute hand is pointing exactly at 3. The right panel features a digital display with a black border showing the time 04:15 in a black, sans-serif font. A small circular icon of a girl's face is located in the top-left corner of each panel.

02:15

This block contains two panels. The left panel features an analog clock with a white face and black numbers from 1 to 12. The hour hand is positioned between 2 and 3, and the minute hand is pointing exactly at 3. The right panel features a digital display with a black border showing the time 02:15 in a black, sans-serif font. A small circular icon of a girl's face is located in the top-left corner of each panel.

05:15

This block contains two panels. The left panel features an analog clock with a white face and black numbers from 1 to 12. The hour hand is positioned between 5 and 6, and the minute hand is pointing exactly at 3. The right panel features a digital display with a black border showing the time 05:15 in a black, sans-serif font. A small circular icon of a girl's face is located in the top-left corner of each panel.


03:15

This block contains two panels. The left panel features an analog clock with a white face and black numbers from 1 to 12. The hour hand is positioned between 3 and 4, and the minute hand is pointing exactly at 3. The right panel features a digital display with a black border showing the time 03:15 in a black, sans-serif font. A small circular icon of a girl's face is located in the top-left corner of each panel.

06:15


This block contains two panels. The left panel features an analog clock with a white face and black numbers from 1 to 12. The hour hand is positioned between 6 and 7, and the minute hand is pointing exactly at 3. The right panel features a digital display with a black border showing the time 06:15 in a black, sans-serif font. A small circular icon of a girl's face is located in the top-left corner of each panel.

07:15




Analog clock showing 7:15. The hour hand is between 7 and 8, and the minute hand is at 3.

10:15




Analog clock showing 10:15. The hour hand is between 10 and 11, and the minute hand is at 3.

08:15




Analog clock showing 8:15. The hour hand is between 8 and 9, and the minute hand is at 3.

11:15




Analog clock showing 11:15. The hour hand is between 11 and 12, and the minute hand is at 3.

09:15




Analog clock showing 9:15. The hour hand is between 9 and 10, and the minute hand is at 3.

12:15




Analog clock showing 12:15. The hour hand is at 12, and the minute hand is at 3.




13:15

A small circular icon of a girl's face is in the top-left corner of the panel.




16:15

A small circular icon of a girl's face is in the top-left corner of the panel.




14:15

A small circular icon of a girl's face is in the top-left corner of the panel.




17:15

A small circular icon of a girl's face is in the top-left corner of the panel.




15:15

A small circular icon of a girl's face is in the top-left corner of the panel.




18:15

A small circular icon of a girl's face is in the top-left corner of the panel.




19:15

A 12-hour analog clock with numbers 1-12 and minute tick marks. The hour hand is between 7 and 8, and the minute hand is at 3. To the right is a digital display showing 19:15.




22:15

A 12-hour analog clock with numbers 1-12 and minute tick marks. The hour hand is between 10 and 11, and the minute hand is at 3. To the right is a digital display showing 22:15.




20:15

A 12-hour analog clock with numbers 1-12 and minute tick marks. The hour hand is between 8 and 9, and the minute hand is at 3. To the right is a digital display showing 20:15.




23:15

A 12-hour analog clock with numbers 1-12 and minute tick marks. The hour hand is between 11 and 12, and the minute hand is at 3. To the right is a digital display showing 23:15.



21:15

A 12-hour analog clock with numbers 1-12 and minute tick marks. The hour hand is between 9 and 10, and the minute hand is at 3. To the right is a digital display showing 21:15.



00:15

A 12-hour analog clock with numbers 1-12 and minute tick marks. The hour hand is at 12, and the minute hand is at 3. To the right is a digital display showing 00:15.

kwart voor




het is
kwart voor

1



het is
kwart voor

4



het is
kwart voor

2



het is
kwart voor

5



het is
kwart voor

3




het is
kwart voor

6






het is
kwart voor
7



het is
kwart voor
10



het is
kwart voor
8



het is
kwart voor
11



het is
kwart voor
9



het is
kwart voor
12





het is
kwart voor

1



het is
kwart voor

4



het is
kwart voor

2



het is
kwart voor

5



het is
kwart voor

3



het is
kwart voor

6





het is
kwart voor
7



het is
kwart voor
10



het is
kwart voor
8



het is
kwart voor
11



het is
kwart voor
9



het is
kwart voor
12





het is
kwart voor

1



het is
kwart voor

4



het is
kwart voor

2



het is
kwart voor

5



het is
kwart voor

3



het is
kwart voor

6





het is
kwart voor
7



het is
kwart voor
10



het is
kwart voor
8



het is
kwart voor
11




het is
kwart voor
9



het is
kwart voor
12




00:45




Analog clock showing 00:45. The hour hand is between 12 and 1, and the minute hand is at 9.

03:45




Analog clock showing 03:45. The hour hand is between 3 and 4, and the minute hand is at 9.

01:45




Analog clock showing 01:45. The hour hand is between 1 and 2, and the minute hand is at 9.

04:45




Analog clock showing 04:45. The hour hand is between 4 and 5, and the minute hand is at 9.

02:45




Analog clock showing 02:45. The hour hand is between 2 and 3, and the minute hand is at 9.

05:45




Analog clock showing 05:45. The hour hand is between 5 and 6, and the minute hand is at 9.

06:45




An analog clock with a white face and black numbers. The hour hand is between 6 and 7, and the minute hand is pointing at 9. The time is 6:45.

09:45




An analog clock with a white face and black numbers. The hour hand is between 9 and 10, and the minute hand is pointing at 9. The time is 9:45.

07:45




An analog clock with a white face and black numbers. The hour hand is between 7 and 8, and the minute hand is pointing at 9. The time is 7:45.

10:45




An analog clock with a white face and black numbers. The hour hand is between 10 and 11, and the minute hand is pointing at 9. The time is 10:45.

08:45




An analog clock with a white face and black numbers. The hour hand is between 8 and 9, and the minute hand is pointing at 9. The time is 8:45.

11:45




An analog clock with a white face and black numbers. The hour hand is between 11 and 12, and the minute hand is pointing at 9. The time is 11:45.

12:45




An analog clock with a white face and black numbers. The hour hand is between 12 and 1, and the minute hand is pointing at 9. The time is 12:45.

15:45




An analog clock with a white face and black numbers. The hour hand is between 3 and 4, and the minute hand is pointing at 9. The time is 15:45.

13:45




An analog clock with a white face and black numbers. The hour hand is between 1 and 2, and the minute hand is pointing at 9. The time is 13:45.

16:45




An analog clock with a white face and black numbers. The hour hand is between 4 and 5, and the minute hand is pointing at 9. The time is 16:45.

14:45




An analog clock with a white face and black numbers. The hour hand is between 2 and 3, and the minute hand is pointing at 9. The time is 14:45.

17:45




An analog clock with a white face and black numbers. The hour hand is between 5 and 6, and the minute hand is pointing at 9. The time is 17:45.

18:45




An analog clock with a white face and black numbers. The hour hand is between 6 and 7, and the minute hand is pointing at 9. The time is 6:45.

21:45




An analog clock with a white face and black numbers. The hour hand is between 9 and 10, and the minute hand is pointing at 9. The time is 9:45.

19:45




An analog clock with a white face and black numbers. The hour hand is between 7 and 8, and the minute hand is pointing at 9. The time is 7:45.

22:45




An analog clock with a white face and black numbers. The hour hand is between 10 and 11, and the minute hand is pointing at 9. The time is 10:45.

20:45



An analog clock with a white face and black numbers. The hour hand is between 8 and 9, and the minute hand is pointing at 9. The time is 8:45.

23:45



An analog clock with a white face and black numbers. The hour hand is between 11 and 12, and the minute hand is pointing at 9. The time is 11:45.